


Specification

Nominal Voltage	2V		
Nominal Capacity(10HR)	150.0AH		
Dimensions	Length	170 ± 2mm (6.69 inches)	
	Width	98 ± 1mm (3.86 inches)	
	Container Height	205 ± 3mm (8.07 inches)	
	Total Height (with Terminal)	212 ± 3mm (8.35 inches)	
Approx Weight	Approx 8.3 kg (18.3lbs)		
Terminal	T7		
Container Material	ABS		
Rated Capacity	157.6 AH/7.88A	(20hr, 1.80V/cell, 25°C/77°F)	
	150.0 AH/15.0A	(10hr, 1.80V/cell, 25°C/77°F)	
	130.5 AH/26.1A	(5hr, 1.75V/cell, 25°C/77°F)	
	113.4 AH/37.8A	(3hr, 1.75V/cell, 25°C/77°F)	
	91.1 AH/91.1A	(1hr, 1.60V/cell, 25°C/77°F)	
Max. Discharge Current	1200A (5s)		
Internal Resistance	Approx 1.1mΩ		
Operating Temp. Range	Discharge :	-15 ~ 50°C (5 ~ 122°F)	
	Charge :	0 ~ 40°C (32 ~ 104°F)	
	Storage :	-15 ~ 40°C (5 ~ 104°F)	
Nominal Operating Temp. Range	25 ± 3°C (77 ± 5°F)		
Cycle Use	Initial Charging Current less than 45.0A. Voltage		
	2.4V~2.5V at 25°C(77°F)Temp. Coefficient -5mV/°C		
Standby Use	No limit on Initial Charging Current Voltage		
	2.25V~2.3V at 25°C(77°F)Temp. Coefficient -3mV/°C		
Capacity affected by Temperature	40°C (104°F)	103%	
	25°C (77°F)	100%	
	0°C (32°F)	86%	
Self Discharge	GFM series batteries may be stored for up to 6 months		
	at 25°C(77°F) and then a freshening charge is required. For higher temperatures the time interval will be shorter.		


Applications

- ◆ Tele-communication central station(wired or cellular)
- ◆ Power system communication, military communication, etc.
- ◆ Network communication including: data transmission, television signal transmission, etc.
- ◆ Uninterruptable Power System (UPS- for Telecom)


Constant Current Discharge (Amperes) at 25°C (77°F)

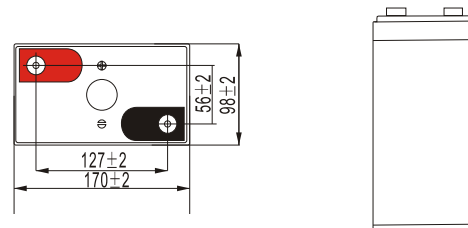
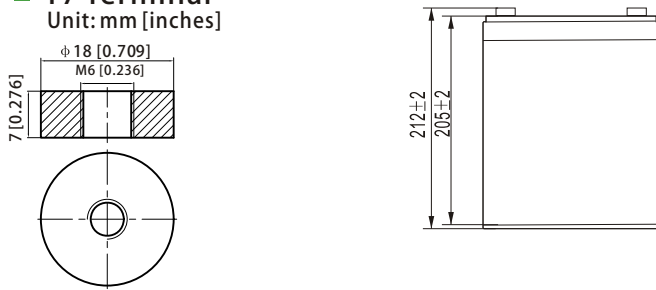
F.V/Time	15min	20min	30min	45min	1h	2h	3h	4h	5h	6h	8h	10h	20h
1.85V/cell	154.5	139.1	115.0	91.2	74.9	45.0	34.8	28.5	24.3	21.2	17.1	14.3	7.60
1.80V/cell	175.5	154.8	123.4	96.0	79.5	47.4	36.5	29.8	25.3	22.2	17.8	15.0	7.88
1.75V/cell	192.8	166.9	130.7	100.9	83.0	49.4	37.8	30.8	26.1	22.7	18.1	15.2	7.95
1.70V/cell	205.8	178.4	137.1	104.7	85.9	50.9	38.8	31.5	26.6	23.1	18.4	15.3	8.03
1.65V/cell	216.9	187.3	143.8	109.3	89.0	52.4	39.7	32.2	27.1	23.5	18.6	15.5	8.13
1.60V/cell	227.4	194.2	148.8	112.2	91.1	53.6	40.5	32.6	27.5	23.8	18.9	15.7	8.23

Constant Power Discharge (Watts) at 25°C (77°F)

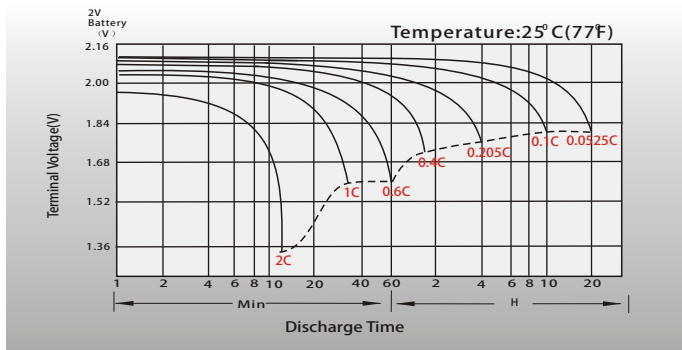
F.V/Time	15min	20min	30min	45min	1h	2h	3h	4h	5h	6h	8h	10h	20h
1.85V/cell	292.5	264.5	219.8	175.4	144.8	87.5	67.9	56.0	47.9	41.9	33.9	28.5	15.1
1.80V/cell	328.0	291.4	234.0	183.3	152.9	91.8	70.9	58.3	49.7	43.6	35.1	29.8	15.7
1.75V/cell	355.3	310.4	245.9	191.6	158.8	95.2	73.3	60.0	51.0	44.5	35.7	30.1	15.8
1.70V/cell	375.3	329.2	255.8	197.4	163.5	97.6	75.0	61.1	51.7	45.3	36.2	30.3	15.9
1.65V/cell	390.7	341.7	266.3	204.8	168.5	100.1	76.3	62.2	52.7	45.9	36.7	30.7	16.1
1.60V/cell	402.8	350.3	272.8	208.4	171.3	101.9	77.5	62.8	53.2	46.4	37.1	31.0	16.3

Dimensions

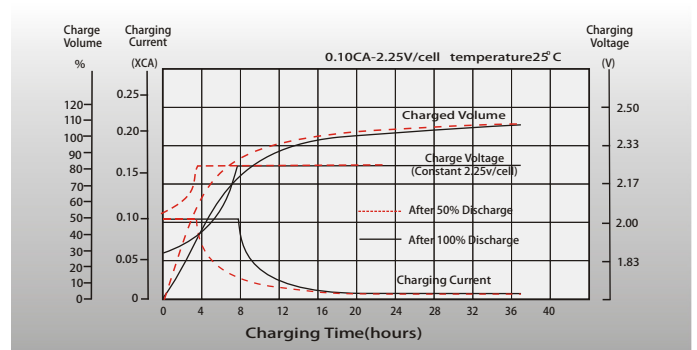
T7 Terminal Unit: mm [inches]



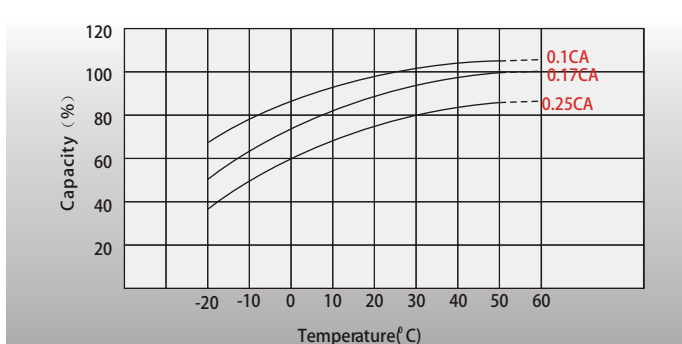
Discharge Characteristics



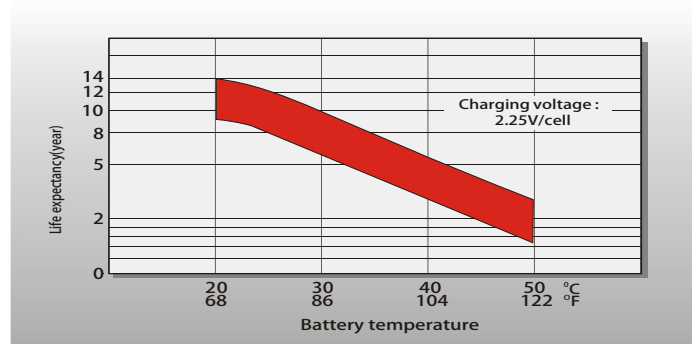
Float Charging Characteristics



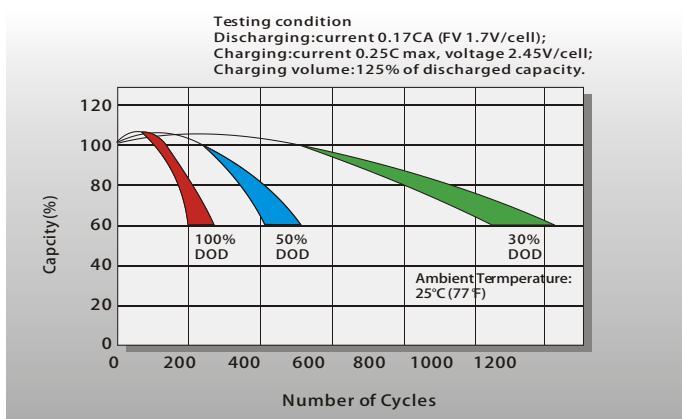
Temperature Effects in Relation to Battery Capacity



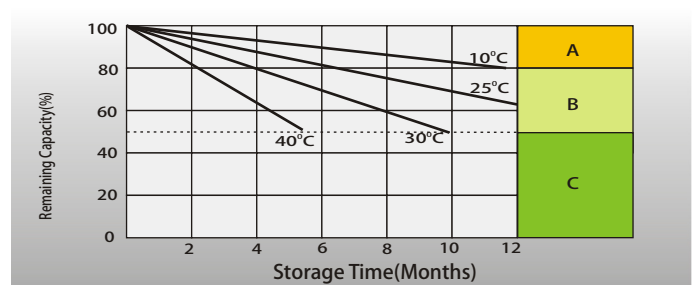
Effect of Temperature on Long Term Float Life



Cycle Life in Relation to Depth of Discharge



Self Discharge Characteristics



- A** No supplementary charge required (Carry out supplementary charge before use if 100% capacity is required).
- B** Supplementary charge required before use. Optional charging way as below:
1. Charged for above 3 days at limited current 0.25CA and constant voltage 2.25V/cell.
2. Charged for above 20 hours at limited current 0.25CA and constant voltage 2.45V/cell.
3. Charged for 8~10 hours at limited current 0.05CA.
- C** Supplementary charge may often fail to recover the capacity. The battery should never be left standing till this is reached.

Contact US

Greensun Solar Energy Tech Co., Limited

- * Add: No 2000 Changjiang West Road, Shushan District Hefei China
- * Email: info@greensunpv.com
- * Phone: 0551-69866216 Fax: 0551-69866218 Mob: 0086-158 5511 0194
- * Web: <https://www.greensunpv.com> & <https://greensunpv.en.alibaba.com>